



INDIAN SCHOOL AL WADI AL KABIR

DEPARTMENT OF MATHEMATICS (2025-2026)

TOPIC: SHAPES & PATTERNS

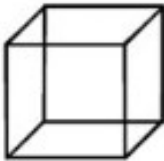

REVISION WORKSHEET

RESOURCE PERSON: Ms. LUBNA HASAN

NAME: _____ CLASS: III SEC: _____ DATE: _____

Read the instructions and do as directed.

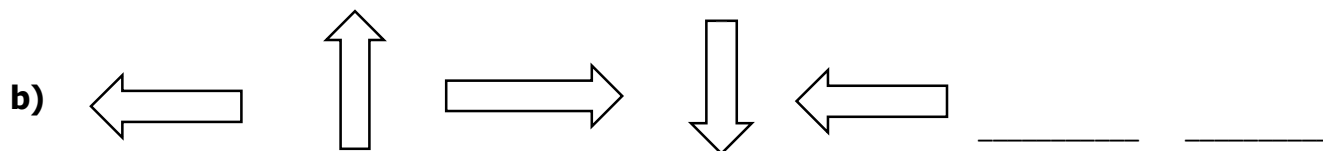
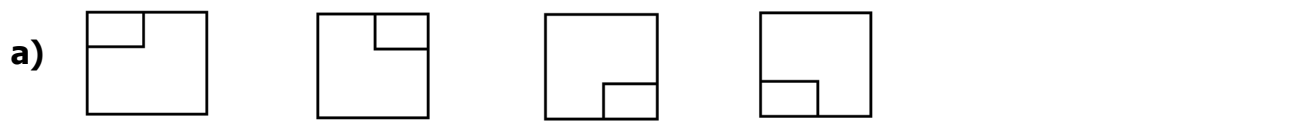
I. Observe the pictures of the shapes given below and complete the table.

Solid Shape		
Name of the Shape		
Number of Straight Faces		
Number of Curved Faces		
Number of Straight Edges		
Number of Corners		

II. Draw one line of Symmetry on each of these pictures.

a) 	b) 	c) 
---	---	---

III. Observe the pattern below and draw the next two shapes to complete them.

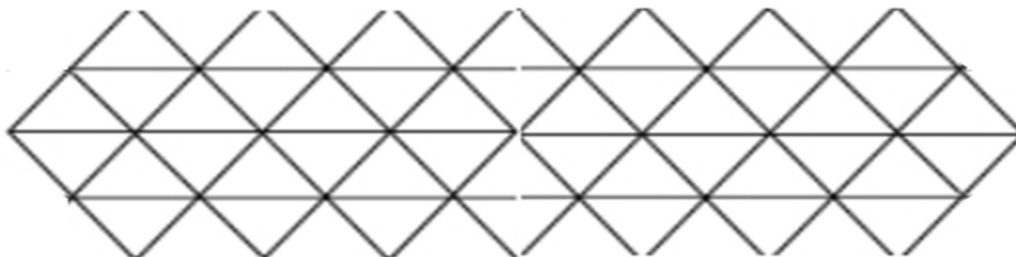


IV. Fill in the blanks to complete the number patterns given below.

a) 10, 30, 50, 70, _____, _____, _____

b) 3, 6, 9, 12, _____, _____, _____

V. Colour to Complete the Tiling Patterns with any two colours of your choice.



VI. Continue the Tiling Patterns.

